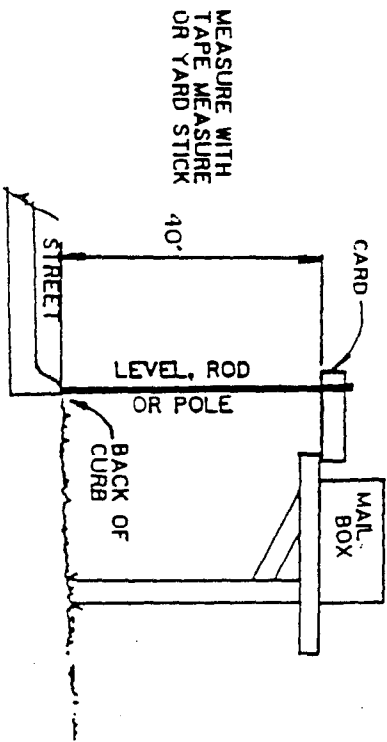


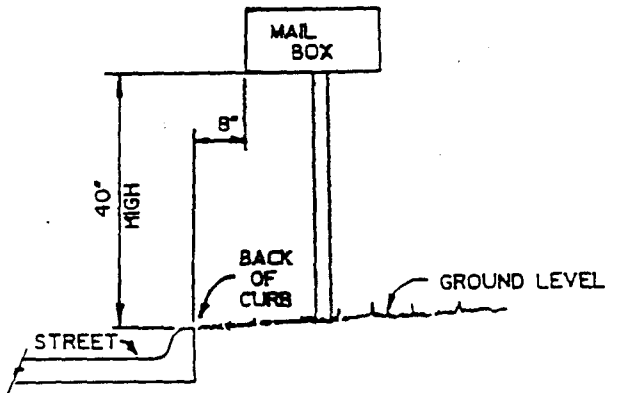
ATTACH EDGE OF
LEVEL, ROD OR
STRAIGHT POLE
AT THIS LINE

SET STRAIGHT &
EVEN WITH BACK
OF CURB TO
MEASURE CLOSEST
POINT OF MAIL BOX
OR POST.

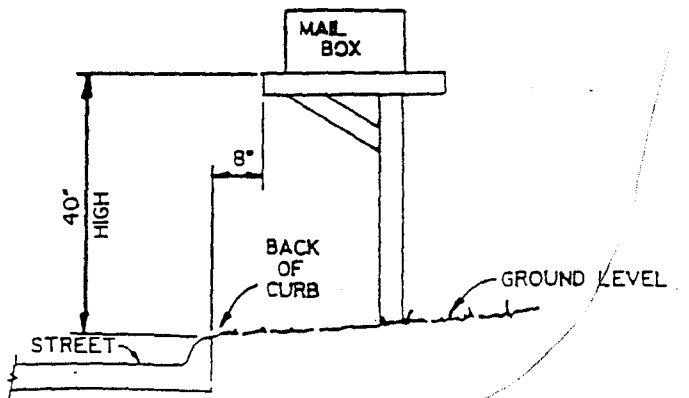


8 INCHES

MAILBOX MOUNTED ON POST



MAILBOX MOUNTED ON FRAME



All curbside mailboxes must have the following legible inscriptions on the carrier service door: "U.S. Mail" and "Approved By The Postmaster General" DM151.517

INSTRUCTIONS

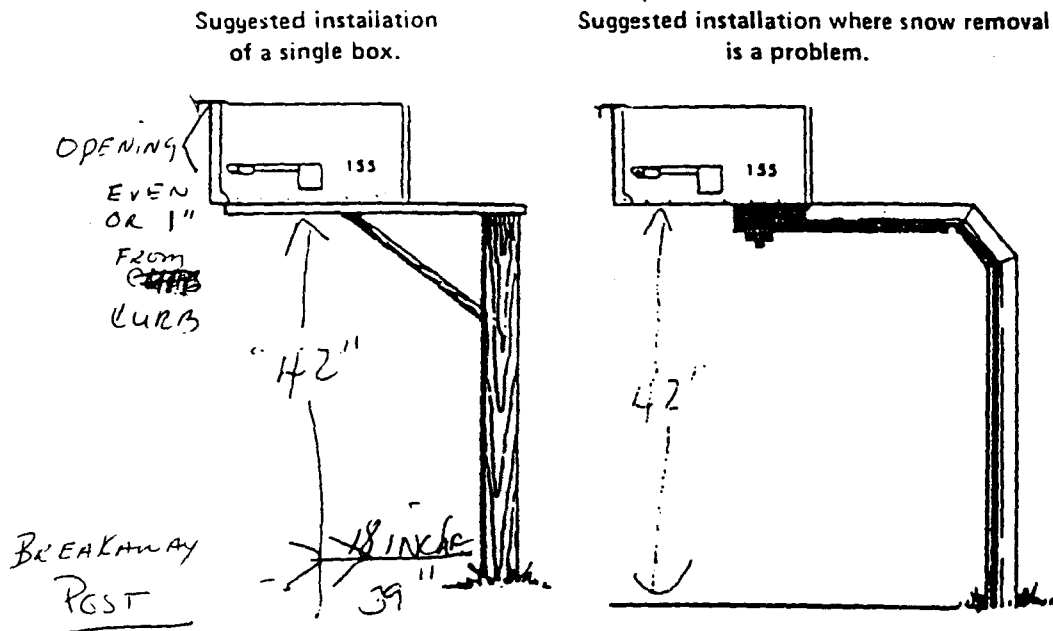
Whenever possible, boxes must be located so that carrier's vehicle is off pavement when serving them.

Box number must be painted on box in numerals not less than one inch high.

Post must be neat and of adequate strength and size.

Approach to box should be a hard level surface (gravel, cinders, stone).

Boxes must be placed to conform with state laws and highway regulations.



Extend box beyond end of post. Attach board holding box to post with screws or doubleheaded nails, permitting easy removal if necessary to adjust box height.