

SFGR – SINGLE FAMILY RESIDENTIAL GARAGE APPLICATION FORM

FOR OFFICIAL USE ONLY PERMIT APPLICATION NO <div style="font-size: 2em; text-align: center;">1</div> _____ SUBMITTED ____/____/____ NOTIFIED ____/____/____ ZONING _____	TOTAL FEE _____ BLDG _____ PLRV _____ C.O. _____ WEB www.aurora-il.org FAX (630) 256-3139 TELEPHONE (630) 256-3130	 <p>DIVISION OF BUILDING & PERMITS 65 WATER STREET AURORA, ILLINOIS 60505</p>
---	--	--

LAND / PARCEL INFORMATION

PROPERTY ADDRESS _____

COUNTY	<input type="checkbox"/> KANE	<input type="checkbox"/> DuPAGE	TOWNSHIP	11 12 04	TOWNSHIP SECTION #	_____
(CHECK ONE)	<input type="checkbox"/> KENDALL	<input type="checkbox"/> WILL	(CIRCLE ONE)	14 15 07		
(Call tax assessor's office with questions)				03 01	BLOCK # (if known)	_____
					LOT# (if known)	_____

PROPERTY OWNER _____	PHONE # () _____
OWNER'S ADDRESS _____	FAX # () _____
_____	E-MAIL ADDRESS _____

ZONING / DEMOGRAPHICS INFORMATION

Dwelling Type Detached Two Family Townhouse

Number of Bedrooms in This Unit _____
 Number of Dwelling Units in Building _____


Under Grade Improvements Slab Crawlspace Basement
 Garage Improvements Attached Detached
 Governmental Financing or Grants for Project Yes No

REQUIRED SUBMITTAL ITEMS

(See information sheet attached, page 4 for descriptions)

TWO SETS OF CONSTRUCTION DOCUMENTS
PROPOSED PLATS OF SURVEY WITH TOPOGRAPHICAL AND SETBACK INFORMATION

PLOT PLAN SKETCH w/ SETBACK INFORMATION



STREET _____

TOTAL COST OF IMPROVEMENTS \$ _____

CONTRACTOR REGISTRATION INFORMATION

GENERAL CONTRACTOR (Check primary contact)
CITY OF AURORA
G.C. REGISTRATION # _____

BUSINESS NAME _____
CONTACT NAME _____
ADDRESS _____
CITY, STATE ZIP _____
N/A PHONE () _____ - _____
FAX () _____ - _____
E-MAIL _____

ELECTRICAL CONTRACTOR (primary contact)
CITY OF AURORA
ELECT REGISTRATION # _____

BUSINESS NAME _____
CONTACT NAME _____
ADDRESS _____
CITY, STATE ZIP _____
N/A PHONE () _____ - _____
FAX () _____ - _____
E-MAIL _____

CERTIFICATION

This is an application only. Completion of this application does Not entitle the commencement of construction. I, the applicant agrees to conform to all applicable laws of the City of Aurora. I also agree that all work performed will be in accordance with the plans and specifications as set forth in the approved permit. I understand that the approval of this application and issuance of a permit does not obviate the need to comply with all applicable laws and ordinances. I agree to hold harmless and indemnify the City of Aurora for any claim against the City as the result of any act of commission or omission by or on behalf of the undersigned, his/her agent, principle, contractor, subcontractor or supplier. I the undersigned am the Owner or a duly contracted representative of the owner of said property.

CONTRACTOR _____
(PRINT)

CONTRACTOR _____
(SIGNATURE)

OR

OWNER _____
(PRINT)

OWNER _____
(SIGNATURE)



Guide for Residential Garage Permit Applications

How to use this Guide

1. **Fill out the building permit application.** Provide two sets of scaled drawings to include required information as described below.
2. **Provide Plat of Survey.** (site plan or scaled drawing of lot lines and all buildings) and indicate location of garage. Note: if detached garage is 6 ft. or less to principal structure then approved firewalls will be required. Please submit rated wall details.
3. **Complete this Building Guide by providing all pertinent information.**

The majority of permit applications are processed with little delay. The submitted documents will help determine if the project is in compliance with building codes and zoning ordinances.

SUBMISSION CHECKLIST FOR GARAGE PERMIT

The complete application should include the following:

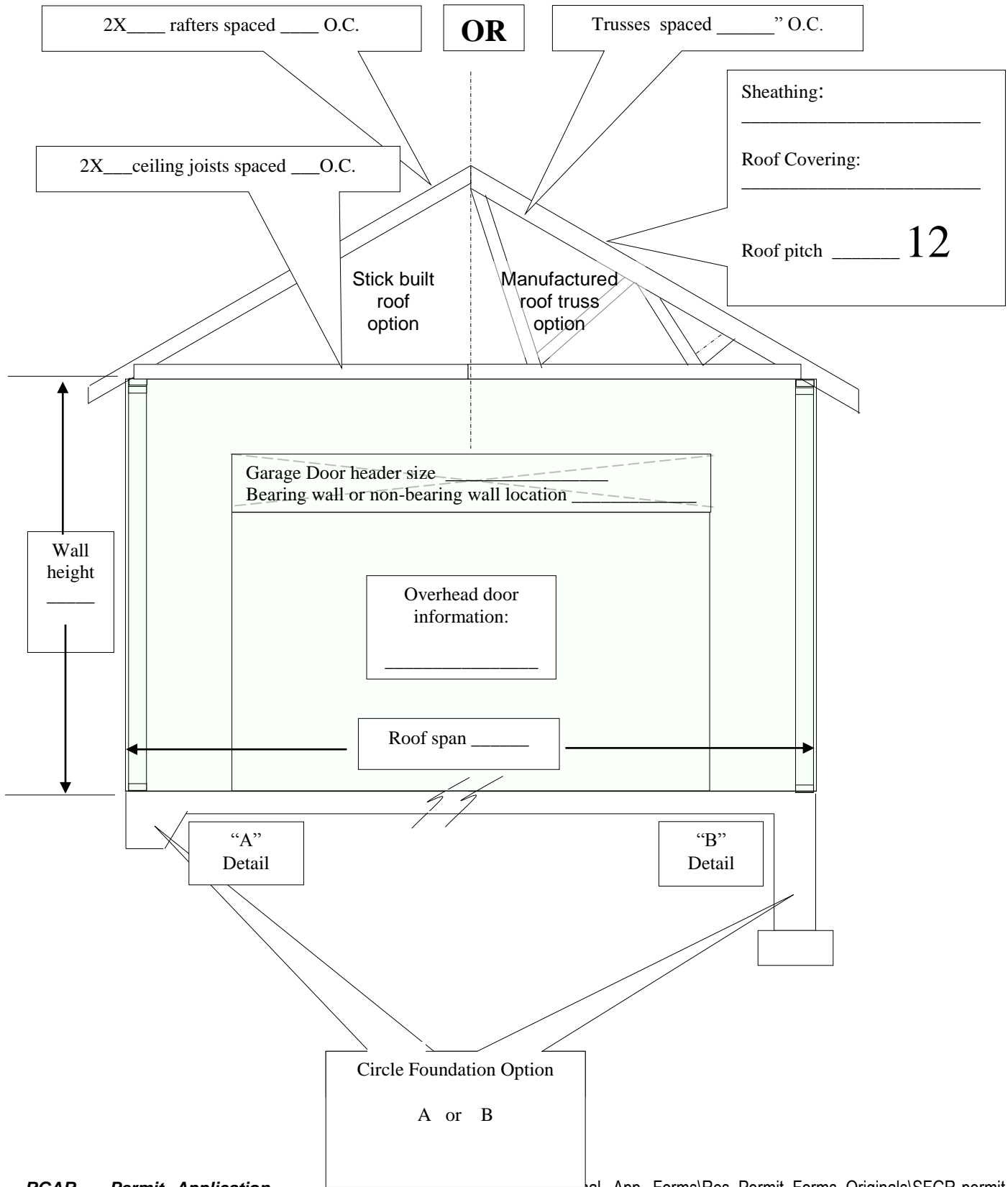
- Completed application form *Single Family (SFGR)* (Residential Garage)
- A copy of your site plat of survey indicating location of new deck
- Plan drawings (two sets)
- Plat of survey

Scaled drawings include:

- Indicate foundation type "A" or "B" (see detail sheet provided)
- Wall and roof cross-sections indicating lumber sizes and dimensions. **Note:** trusses require engineer's structural letter and specifications.
- Rated wall details (if required)
- Over-all dimensions of building.
- Door and window sizes and locations.
- Header material and dimensions.
- Complete material list.
- Electrical wiring detail (if applicable)

RESIDENTIAL GARAGE

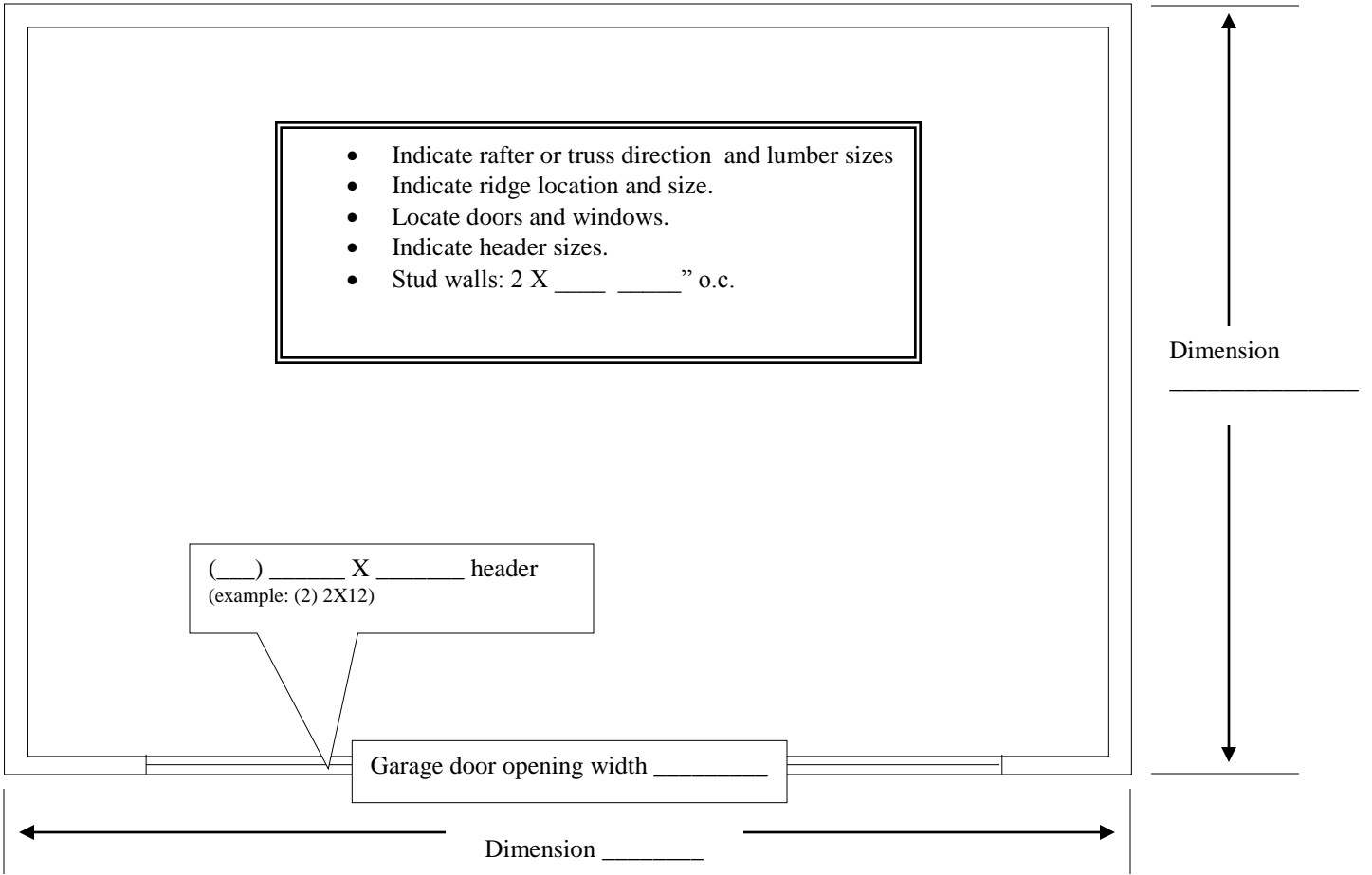
(Fill in blanks below with your specific information and submit with app.)



RESIDENTIAL GARAGE

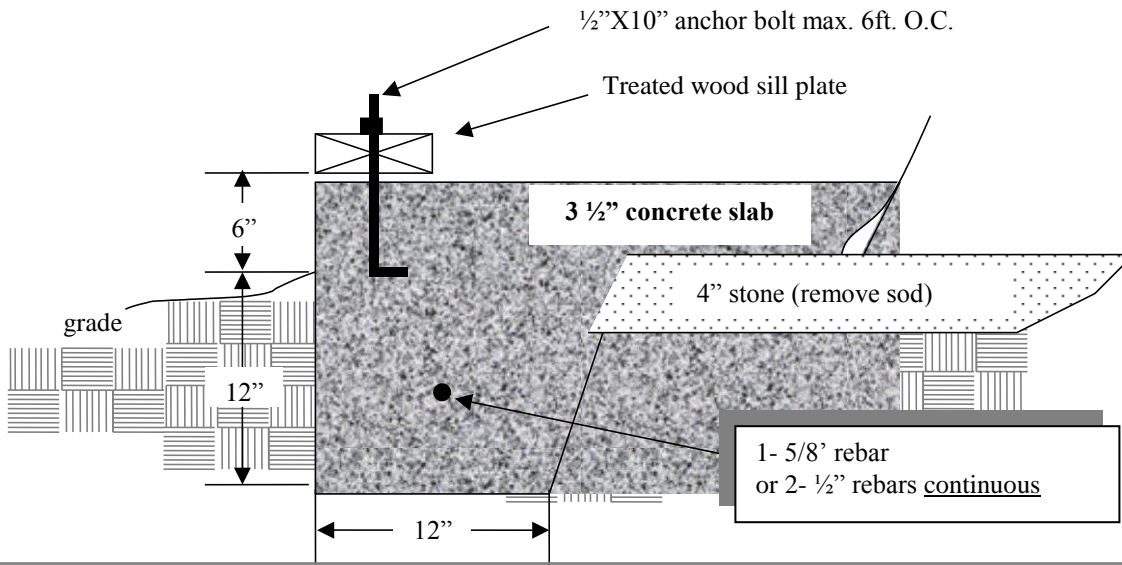
(Fill in blanks below with your specific information and submit with app.)

Floor Plan



RESIDENTIAL GARAGE FOUNDATION

DETAIL "A" Option (Monolithic floating slab)

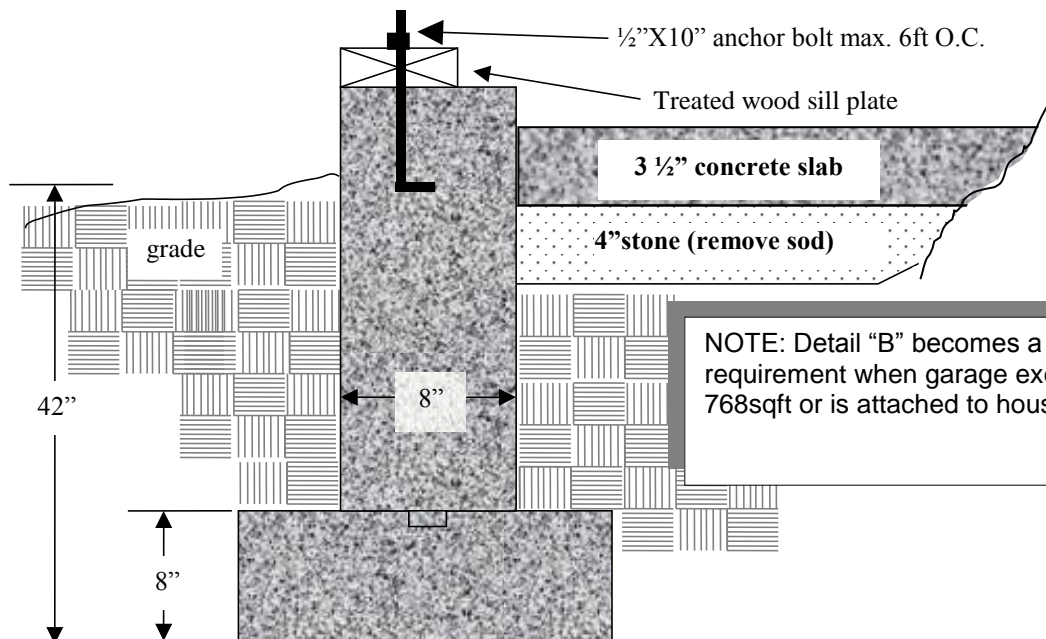


NOTE:
Thickened edge of slab to be continuous around entire perimeter of foundation.

Requirements for usage of foundation detail "A" Monolithic Floating Slab.

- A permitted **detached** accessory building may be constructed on a **Monolithic floating slab** provided:
 - The structure does not exceed 768 square feet.
 - All organic material is removed from the construction site.
 - Concrete slab shall be minimum 3 1/2" thick with perimeter thickened minimum 12" wide and 12" below grade monolithically poured. Install either 1- 5/8" rebar or 2- 1/2" rebar installed in lower portion of thickened area (see foundation detail sheet).
 - Concrete slab to be at least 3500 p.s.i. compressive strength with air entrainment as per code.
- Anchor bolts shall be minimum 1/2" X 10" spaced maximum 6ft apart.

DETAIL "B" Option (Continuous frost depth foundation)



NOTE: Detail "B" becomes a requirement when garage exceeds 768sqft or is attached to house.