

# SFGR – SINGLE FAMILY RESIDENTIAL GARAGE APPLICATION FORM

<p><b>FOR OFFICIAL USE ONLY</b></p> <p>PERMIT APPLICATION NO <b>1</b> —</p> <p>_____ SUBMITTED / /</p> <p>_____ NOTIFIED / /</p> <p>_____ ZONING</p>	<p><b>TOTAL FEE</b></p> <p>_____</p> <p>BLDG _____</p> <p>PLRV _____</p> <p>C.O. _____</p>	 <p><b>DIVISION OF BUILDING &amp; PERMITS</b> 77 S BROADWAY AURORA, ILLINOIS 60505</p>
<p>WEB <a href="http://www.aurora-il.org">www.aurora-il.org</a></p> <p>FAX (630) 256-3139</p> <p>TELEPHONE (630) 256-3130</p>		

## LAND / PARCEL INFORMATION

**PROPERTY ADDRESS** \_\_\_\_\_

<b>COUNTY</b>	<input type="checkbox"/> KANE	<input type="checkbox"/> DuPAGE	<b>TOWNSHIP</b>	11 12 04	<b>TOWNSHIP SECTION #</b>	_____
(CHECK ONE)	<input type="checkbox"/> KENDALL	<input type="checkbox"/> WILL	(CIRCLE ONE)	14 15 07		
(Call tax assessor's office with questions)				03 01	<b>BLOCK # (if known)</b>	_____
					<b>LOT# (if known)</b>	_____

<b>PROPERTY OWNER</b> _____	<b>PHONE #</b> (    ) _____
<b>OWNER'S ADDRESS</b> _____	<b>FAX #</b> (    ) _____
_____	<b>E-MAIL ADDRESS</b> _____

## ZONING / DEMOGRAPHICS INFORMATION

**Dwelling Type**     Detached     Two Family     Townhouse

Number of Bedrooms in This Unit \_\_\_\_\_

Number of Dwelling Units in Building \_\_\_\_\_

Under Grade Improvements     Slab     Crawlspace     Basement

Garage Improvements             Attached             Detached


Governmental Financing or Grants for Project     Yes     No

## REQUIRED SUBMITTAL ITEMS

(See information sheet attached, page 4 for descriptions)

- TWO SETS OF CONSTRUCTION DOCUMENTS**
- PROPOSED PLATS OF SURVEY WITH TOPOGRAPHICAL AND SETBACK INFORMATION**

## PLOT PLAN SKETCH w/ SETBACK INFORMATION



**STREET** \_\_\_\_\_

**TOTAL COST OF IMPROVEMENTS**    \$ \_\_\_\_\_

**CONTRACTOR REGISTRATION INFORMATION**

**GENERAL CONTRACTOR** (Check primary contact)   
CITY OF AURORA  
G.C. REGISTRATION # \_\_\_\_\_

BUSINESS NAME \_\_\_\_\_  
CONTACT NAME \_\_\_\_\_  
ADDRESS \_\_\_\_\_  
CITY, STATE ZIP \_\_\_\_\_  
N/A  PHONE ( ) \_\_\_\_\_ - \_\_\_\_\_  
FAX ( ) \_\_\_\_\_ - \_\_\_\_\_  
E-MAIL \_\_\_\_\_

**ELECTRICAL CONTRACTOR** (primary contact)   
CITY OF AURORA  
ELECT REGISTRATION # \_\_\_\_\_ - \_\_\_\_\_

BUSINESS NAME \_\_\_\_\_  
CONTACT NAME \_\_\_\_\_  
ADDRESS \_\_\_\_\_  
CITY, STATE ZIP \_\_\_\_\_  
N/A  PHONE ( ) \_\_\_\_\_ - \_\_\_\_\_  
FAX ( ) \_\_\_\_\_ - \_\_\_\_\_  
E-MAIL \_\_\_\_\_

**CERTIFICATION**

This is an application only. Completion of this application does Not entitle the commencement of construction. I, the applicant agrees to conform to all applicable laws of the City of Aurora. I also agree that all work performed will be in accordance with the plans and specifications as set forth in the approved permit. I understand that the approval of this application and issuance of a permit does not obviate the need to comply with all applicable laws and ordinances. I agree to hold harmless and indemnify the City of Aurora for any claim against the City as the result of any act of commission or omission by or on behalf of the undersigned, his/her agent, principle, contractor, subcontractor or supplier. I the undersigned am the Owner or a duly contracted representative of the owner of said property.

**CONTRACTOR** \_\_\_\_\_  
(PRINT)

**CONTRACTOR** \_\_\_\_\_  
(SIGNATURE)

**OR**

**OWNER** \_\_\_\_\_  
(PRINT)

**OWNER** \_\_\_\_\_  
(SIGNATURE)

Address \_\_\_\_\_

Application # \_\_\_\_\_

**BUILDING INFORMATION**

**STRUCTURES** check  
IS STRUCTURE DETACHED?       NO       YES

**INDICATE FOUNDATION TYPE "A" OR "B"**  
(see Foundation Detail Sheet)

NOTE: If square footage is over **768 S.F.** then footing must extend  
to frost depth (option "B").  
FIRE SEPARATION DISTANCE (3ft. Min. per R302) \_\_\_\_\_ FT

(CHECK ONE)  
OPTION "A"       OPTION "B"

**BUILDING AREA**

**BUILDING COST**

[Permit Fees are a function of the square footage for additions and construction cost for remodeling areas, provide all information]

SQ FT \_\_\_\_\_ SF

PROJECT VALUATION \$ \_\_\_\_\_

**ELECTRICAL INFORMATION (IF APPLICABLE)**

# OF CIRCUITS \_\_\_\_\_

**DESCRIPTION OF CONSTRUCTION WORK**

\_\_\_\_\_  
\_\_\_\_\_  
\_\_\_\_\_  
\_\_\_\_\_

**APPLICATION REQUIREMENTS - SINGLE FAMILY ACCESSORY STRUCTURES**

**Applicable Building codes are as follows (City of Aurora – Building Code Amendments also apply):  
2015 INTERNATIONAL RESIDENTIAL CODE – 2015 INTERNATIONAL ENERGY CODE  
2014 NATIONAL ELECTRIC CODE (per City of Aurora Electrical Ordinance)**

Upon submittal acceptance, a permit application number shall be issued to the applicant, all future contact with the building and permits division will require this number. One project contact shall be identified by the applicant. All correspondence between City of Aurora Division of Building and Permits and the applicant will be directed to this individual.

**COMPLETE BUILDING PERMIT SUBMITTAL**

- A) Provide two (2) sets of construction documents.
  - 1) Building Code Information on the cover sheet must contain the following:
    - a) Design live and dead loads      b) Square footage
  - 2) Scaled drawings to include layout of the entire floor plan with dimensions, and indicate all construction materials.
  - 3) Building sections and wall sections as required describing the construction and all rated assemblies.
  - 4) Building elevations, including all exterior openings, roof heights and footing depths.
  - 5) Structural plans and sections to include header, door, window, wall and roof information.
  - 6) Electrical circuits (if applicable).
- B) Provide plat of survey, indicating all setbacks and easements. Locate proposed structure on plat.

**REVIEW TIME FOR COMPLETE APPLICATION WITH IDENTIFIED CITY OF AURORA LICENSED AND BONDED CONTRACTORS AND COMPLETE CONSTRUCTION DOCUMENTS IS APPROXIMATELY ONE WEEK. FOR ANY QUESTIONS PLEASE FEEL FREE TO CONTACT THE CITY OF AURORA BUILDING AND PERMITS DIVISION. (630) 256-3130.**



# Guide for Residential Garage Permit Applications

## **How to use this Guide**

1. **Fill out the building permit application.** Provide two sets of scaled drawings to include required information as described below.
2. **Provide Plat of Survey.** (site plan or scaled drawing of lot lines and all buildings) and indicate location of garage. Note: if detached garage is 6 ft. or less to principal structure then approved firewalls will be required. Please submit rated wall details.
3. **Complete this Building Guide by providing all pertinent information.**

*The majority of permit applications are processed with little delay. The submitted documents will help determine if the project is in compliance with building codes and zoning ordinances.*

## **SUBMISSION CHECKLIST FOR GARAGE PERMIT**

The complete application should include the following:

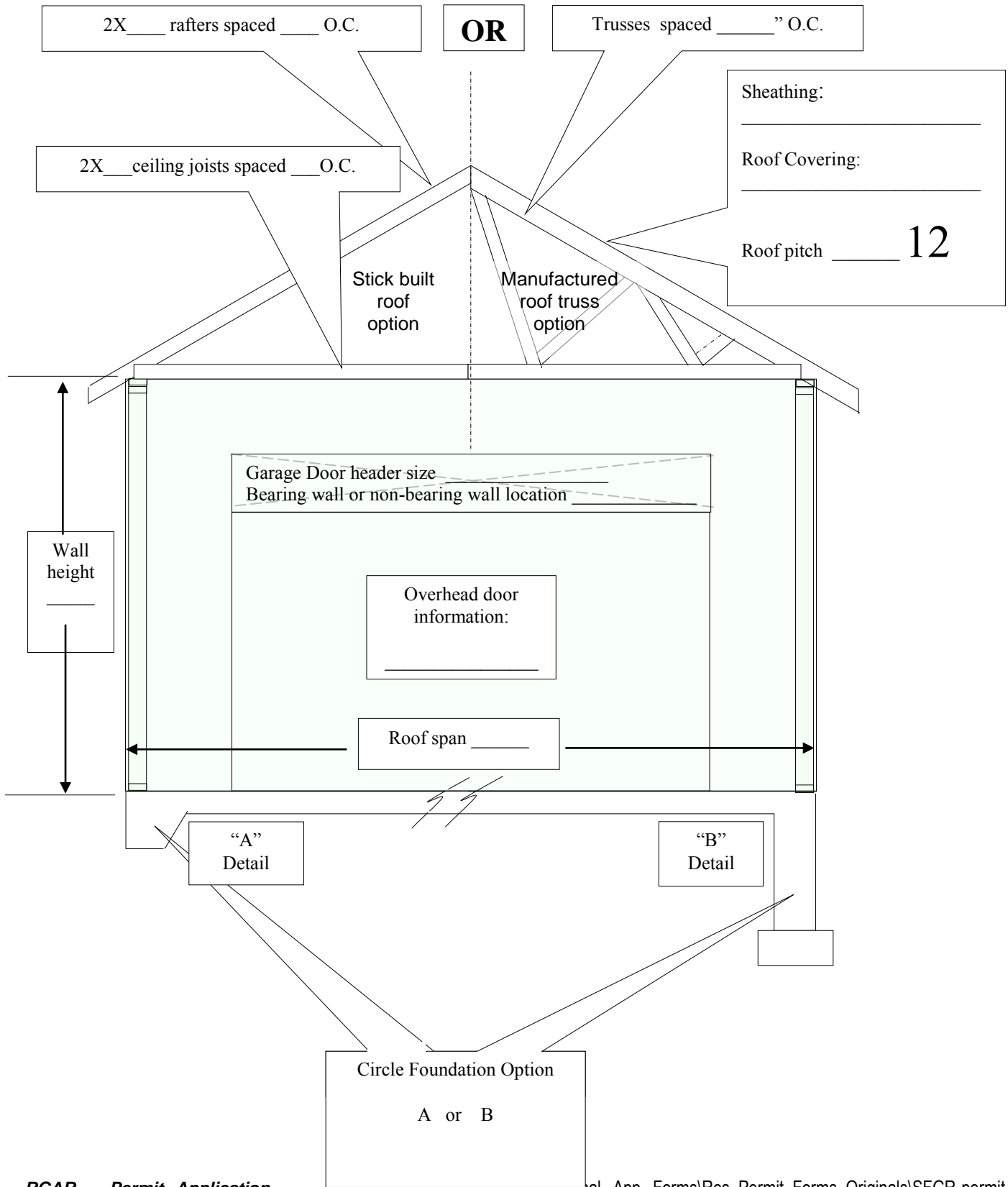
- Completed application form *Single Family (SFGR)* (Residential Garage)
- A copy of your site plat of survey indicating location of new deck
- Plan drawings (two sets)
- Plat of survey

### **Scaled drawings include:**

- Indicate foundation type "A" or "B" (see detail sheet provided)
- Wall and roof cross-sections indicating lumber sizes and dimensions. **Note:** trusses require engineer's structural letter and specifications.
- Rated wall details (if required)
- Over-all dimensions of building.
- Door and window sizes and locations.
- Header material and dimensions.
- Complete material list.
- Electrical wiring detail (if applicable)

# RESIDENTIAL GARAGE

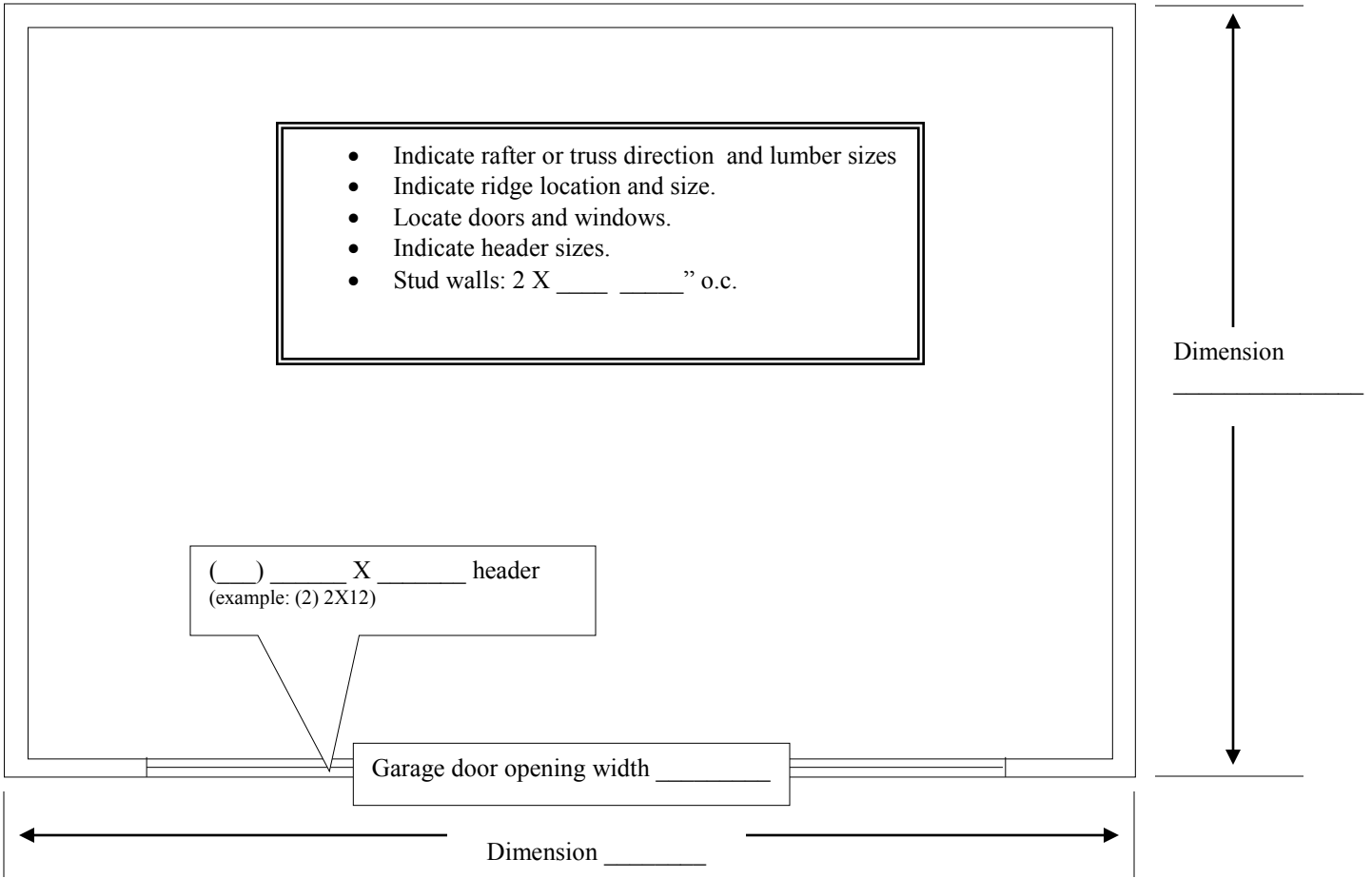
(Fill in blanks below with your specific information and submit with app.)



# RESIDENTIAL GARAGE

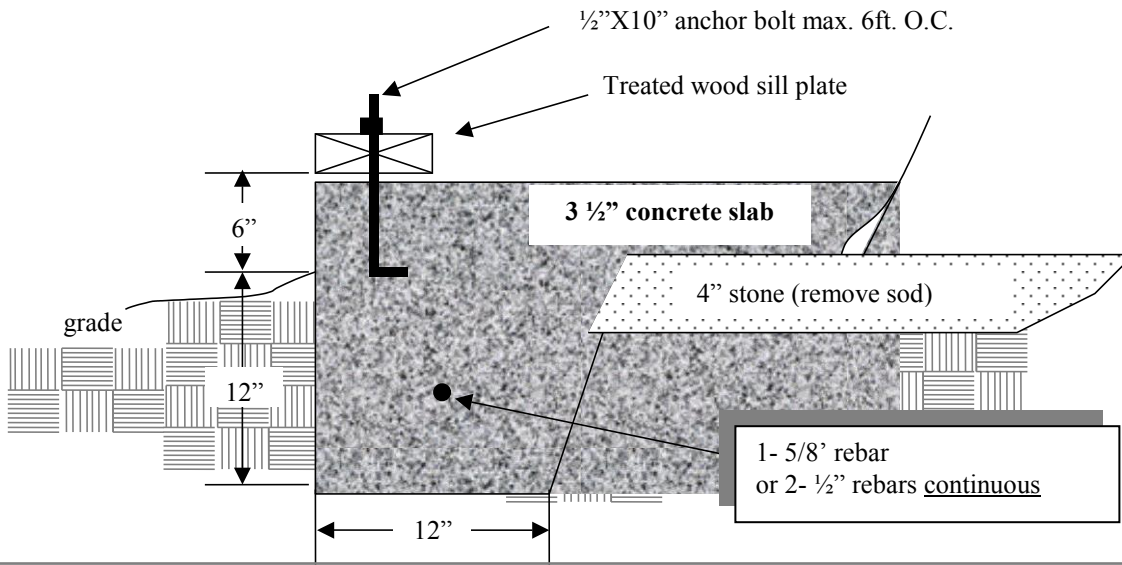
(Fill in blanks below with your specific information and submit with app.)

## Floor Plan



# RESIDENTIAL GARAGE FOUNDATION

## DETAIL "A" Option (Monolithic floating slab)

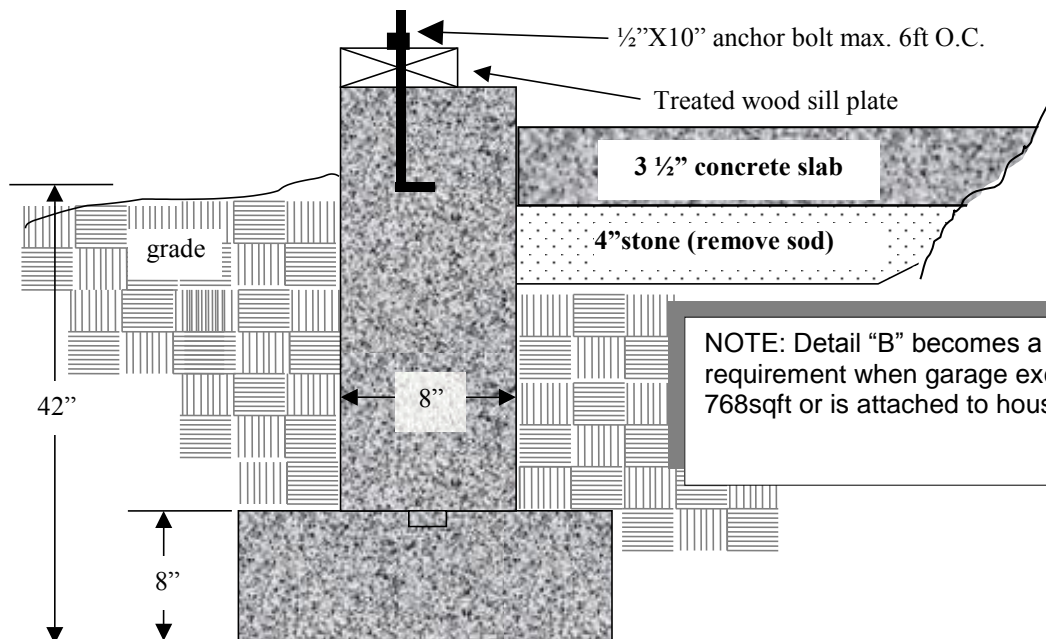


NOTE:  
Thickened edge of slab to be continuous around entire perimeter of foundation.

### Requirements for usage of foundation detail "A" Monolithic Floating Slab.

1. A permitted **detached** accessory building may be constructed on a **Monolithic floating slab** provided:
  - a. The structure does not exceed 768 square feet.
  - b. All organic material is removed from the construction site.
  - c. Concrete slab shall be minimum 3 1/2" thick with perimeter thickened minimum 12" wide and 12" below grade monolithically poured. Install either 1- 5/8" rebar or 2- 1/2" rebar installed in lower portion of thickened area (see foundation detail sheet).
  - d. Concrete slab to be at least 3500 p.s.i. compressive strength with air entrainment as per code.
2. Anchor bolts shall be minimum 1/2" X 10" spaced maximum 6ft apart.

## DETAIL "B" Option (Continuous frost depth foundation)



NOTE: Detail "B" becomes a requirement when garage exceeds 768sqft or is attached to house.