




Form for "2021 Quality of Life - Progress Report Quarter #1"

2021 Quality of Life - Progress Report #1

This Progress Report will cover the period of 1/1/2021 through 3/31/2021.

 Organization Name

 Program Name

 Contact Name / Submitted By

 Email Address

 Contact Phone Number

Clients Served

 Project Type


If your program serves more than one population below, please choose the population that most closely fits the clients you are serving with Aurora Quality of Life funds.

- Child Care/Youth: Increase child care and youth recreation services
- Education: Provide youth (age 0-12) development programs
- Job Training: Provide employment training to unemployed persons
- Homelessness: Reduce incidents of homelessness, hunger, and other support services
- Elderly/Disabled: Provide support programs
- Downtown Improvement: Supporting elements of the Aurora Downtown Master Plan
- Museum Operations
- Other - Please Specify _____

 Total clients served in Quarter #1.

Aurora Clients _____


Non-Aurora Clients _____

 Aurora Clients Served by Sex.

Male _____

Female _____

Preferred not to answer / Unable to collect _____

 Aurora Clients Served by Age.

Youth - Age 0-12 _____


Teenagers - Age 13-18 _____

Young Adults - Age 19-30 _____

Adults - Age 31-62 _____

Seniors - Age 62 and Older _____

Preferred not to answer / Unable to collect _____

 Aurora Clients Served by Race.

White _____

Black / African American _____

Asian / Pacific Islander _____

American Indian / Alaska Native _____

Other _____


Preferred not to answer / Unable to collect _____

 Aurora Clients Served by Ethnicity.

Hispanic _____

Not Hispanic _____

Preferred not to answer / Unable to collect _____

 Number of Aurora Clients Served by School District.

For youth and teenager projects only. This question can be skipped for non-youth projects (place a zero in each text box).

East Aurora 131 District _____

Indian Prairie School District 204 _____


West Aurora 129 _____

Oswego School District 308 _____

Other / Unable to collect _____

 Program successes experienced in this quarter.

Please be specific and include measurable performance outcomes (e.g. number of classes conducted, number of job trainees who obtained employment, etc). As applicable, please also include specific school districts, zip codes, or neighborhoods targeted if applicable.

 Program challenges experienced in this quarter.

If program is currently on track, please type "Not Applicable."

 Action to Take Place in the Next Quarter

 Modifications being explored or anticipated to improve program in next quarter.

If program is currently on track, please type "Not Applicable."
